
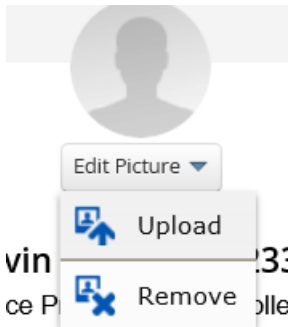
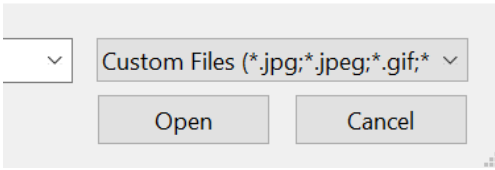




How to	Add a Profile Picture
<p>Profile Picture</p> <p>Add a profile picture to your profile.</p>	
<p>Click Profile & Settings from the Menu button.</p>	
<p>Click your Profile.</p>	



How to	Add a Profile Picture
<p>Click the Edit Picture.</p>	
<p>Click Upload.</p>	
<p>Select your picture from your computer and click Open.</p>	
<p>You will then see your picture when you log out and log back in.</p>	